



Rushmore 50 Clean-Face Direct-Vent Fireplace
WITH TRUFLAME TECHNOLOGY

Rushmore



RUSHMORE 50 CLEAN-FACE Direct-Vent Fireplace

The Rushmore 50 features a dual burner that creates a tall lively fire, accented with the massive Forest Timber log set and large glowing ember bed. The huge ceramic glass front allows heat to easily transfer into your living space and provides a clear view of the fire.

While the Rushmore is a visually stunning fireplace, what you can't see makes it even more impressive. TruFlame Technology – featuring a ceramic catalyst – minimizes emissions while maximizing heat efficiency. This results in the most realistic flames, reminiscent of a wood burning fire.

An external air control eliminates the guesswork during setup and allows your dealer to fine tune the flame, ensuring a beautiful fire.



Rushmore 50 Clean-Face Fireplace with Black Porcelain Liner and Forest Timber Log Set

ON THE COVER: Rushmore 50 Clean-Face Fireplace with Fire Cracked Brick Liner, Forest Timber Log Set, Forged Iron Front, and Rectangle Inset

INSPIRING VERSATILITY

Liners & Logs


(ONE LINER AND ONE LOG SET REQUIRED)




Old World Stone



Fire Cracked Brick



Black Porcelain



White Herringbone Brick



Forest Timber Log Set

Fronts & Other Accessories


(OPTIONAL)



Forged Window Frame shown with Rectangle Inset, both in Forged Iron



Forged Window Frame shown with Arched Inset, both in Oil-Rubbed Bronze



Beveled Window Frame in Brushed Nickel

Forged Window Frame

Inset*

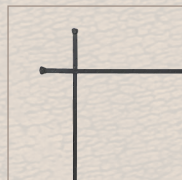
Beveled Window Frame

Decorative Andirons

Optional Variable-Speed Double Blower



Black



Black



Textured Black



Oil-Rubbed Bronze



Black



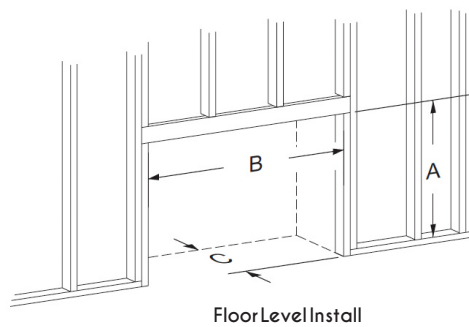
*Rectangle and Arched Insets available in Black, Forged Iron, and Bronze



BTUs (Max / Min)	
DVCT50CBP	
Natural	56,500 / 16,500
LP	55,000 / 26,000

Framing Dimensions (in inches)	
DVCT50CBP	
A	58-1/2
B	58-1/2
C	24

Specifications	
Type of Gas	Natural or LP
Iron Pipe Size (N.P.T.)	1/2-inch
Ignition Systems	Multifunction Remote
Venting	5 x 8 inch



Warranty

10-year limited warranty on combustion chamber, limited lifetime on glass. All other parts carry a three-year limited warranty. All remote controls carry a one-year limited warranty.

Member of the following industry associations:



This appliance is design-certified to the ANSI standard by:



Empire is committed to continuous product improvement; specifications are subject to change without notice. Dimensions in this brochure are approximate; read and follow the framing dimensions in the owners manual supplied with your Empire product. Flame size, shape, and color will vary from photos.

Empire Comfort Systems Inc.
918 Freeburg Ave.
Belleville, IL 62220-2623
info@empirecomfort.com
WMH-01039 2/17/20

The Empire Comfort Systems and White Mountain Hearth names and logos are registered U.S. trademarks.