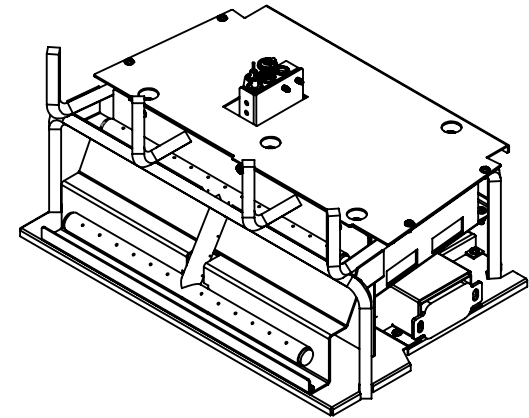


2

1

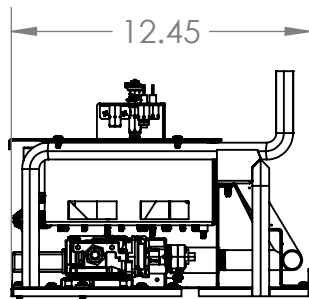
POWER REQUIREMENTS	SIT VARIABLE 4X AA BATTERY - 6v	DEXEN 2X D-CELL BATTERY - 3v	
PRESSURE	MINIMUM	NATURAL GAS 5 IN. OF W.C	PROPANE 11 IN. OF W.C
	MANIFOLD	3.5 IN. OF W.C	10.5 IN. OF W.C
	MAXIMUM	10.5 IN. OF W.C	14 IN. OF W.C
HEAT	HIGH BTU (ALL)	40,000 BTU [11.72 kW]	
	LOW BTU (VEN)	25,000 BTU [7.32 kW]	
	LOW BTU (VEP)	18,000 BTU [5.27 kW]	
ACTIVE EMBER BED	OUTDOOR COVERED PATIO	STEEL CONSTRUCTION	BLACK COATING
PLATINIUM EMBERS	BLACK EMBERS	LAVA ROCK	GLOWFIRE LOGS
LOG SPECIES			
GFWOC18	18" GLOWFIRE ARIZONA WEATHERED OAK CHARRED LOGS		
MINIMUM FIRE BOX DIM. (INCHES)			
FRONT	REAR	DEPTH	HEIGHT
28	18	16	22



B

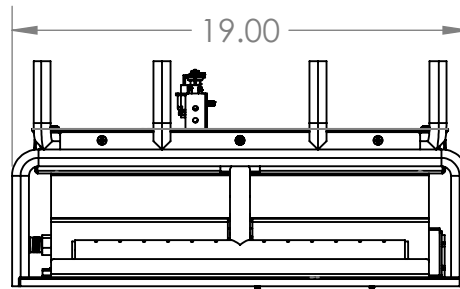
B

LEFT VIEW



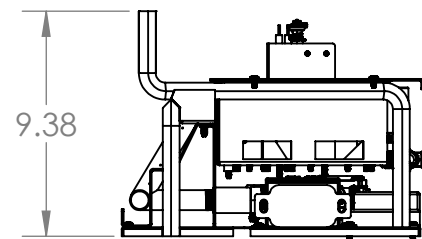
GAS INLET

19.00



*LAFV-18-VEN SHOWN

RIGHT VIEW



BATTERY PACK

A

A

NOTE:

LAFV-18-XX

EN - ELECTRONIC (DEXEN) NATURAL GAS

EP- ELECTRONIC (DEXEN) PROPANE

VEN - VARIABLE ELECTRONIC (SIT) NATURAL GAS

VEP- VARIABLE ELECTRONIC (SIT) PROPANE



TITLE:

18 IN. LAVA FRONT VIEW
BATTERY ELECTRONIC
IGNITION

SIZE

DWG. NO.

REV

A

LAFV-18-XX

A

SCALE: N/A WEIGHT:

SHEET 1 OF 1

2

1