



H series
HT series
HM series
HME series
HL series
HLE series

In-wall, fan-driven, zone-controlled heat. **Hydronic**



*Heats efficiently using energy
from typical hot water source.*

Hydronic. Comfort everywhere.



Heat only the rooms which need it, borrowing energy from what's already there: the hot water heater.

- ✓ Compatible with typical hot water sources
- ✓ Reduce utility bills with individual room control
- ✓ Built well with high quality components
- ✓ More free space: no furnace room needed
- ✓ Safe for use with potable water
- ✓ Quiet operation



HW

Special King system-matched two-step thermostats provide precision zone control and smooth, consistent low-cost hydronic heat.

H



Hydronic wall-mount unit for bedroom and bathroom applications.
1800 to 10,500 Btu

HT



Hydronic Toe-Space unit for kitchen under-cabinet applications.
1700 to 9950 Btu

HM

HME

HL

HLE



Hydronic medium and large size units for entry ways, large rooms or hallways. ECM versions offer the best heat and energy savings.
4690 to 27,250 Btu

King's hydronic system offers cost-saving zone control, heat source sharing, near silent operation, quality construction, and easy installation.

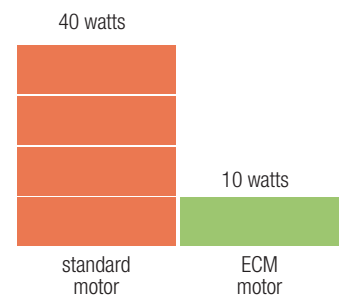
How does King's hydronic system work?

The concept is simple: Redirect *existing* hot water rather than expend energy to create a new heat source. King's hydronic heating system uses hot water from your hot water tank (any hot water source — gas, electric, solar, etc.), passes it through highly efficient radiant heat plates, and returns the hot water to your tank. Inside the heater, a gentle fan draws room-temperature air across the radiant plates where the air is warmed before being pushed back out into the room. But the real magic is in our thermostat system, which maintains consistent individual room temperatures while using the smallest amount of energy possible.



How does King's ECM fan and thermostat work together?

The King HW system-matched thermostat has two steps. The first makes sure hot water is moving over the radiant plates, and the second activates the quiet, low-RPM fan once the radiant plates are up to temperature. The energy-saving ECM (electrically commutated motor) version has a progressive RPM which, in conjunction with the thermostat, adjusts airflow only as much as is needed to maintain room temperature. The HW thermostat controls the room temperature as accurately as +/- one degree (compared to +/- five degrees of other hydronic systems). Energy is saved because the unit begins heating when room temperature drops slightly, and runs briefly, just enough to bring the room back to temperature.




System-matched King thermostats.

- model **HW** manual adjustment
- model **HWP** programmable seven-day temperature cycles
- * model **HWPT** programmable, with automatic pump cycle for 15 minutes every 24 hours.

Electronic line-powered 2-step hydronic fan coil thermostats		
UPC # 093319	Model Number	Description
19048	HW120	120V 12AMP ELECTRONIC, 2 STEP - 3 WIRE
19047	HWP120	7-day programmable. 120V 12AMP, 2 STEP - 3 WIRE
19049	HWPT120	120V 12AMP ELECTRONIC 2 STEP, WITH 24-HOUR PUMP TIMER



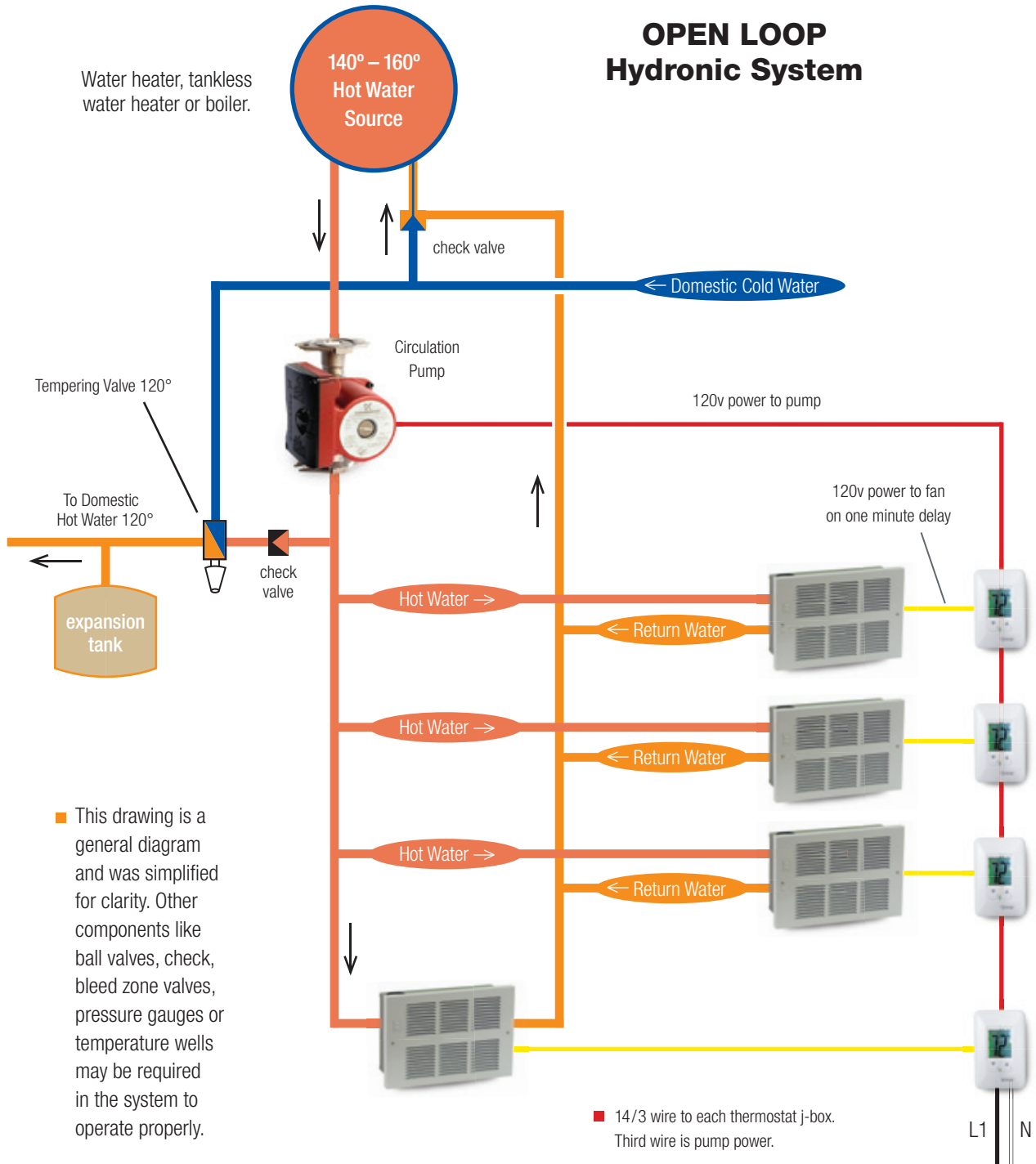
Tested to UL873

 File E244053

* for use with potable hot water systems

Why King's hydronic system makes sense today:

- Utilizes a hot water system already in place
- Minimal floor space used — no furnace footprint
- Single room temperature control lowers cost
- Less temperature fluctuation than typical systems
- Easier to install than forced air ducting
- Minimal components to install, uses flexible hot-water lines
- Maximized energy savings with ECM fan and two-step thermostat
- Near-silent operation, smooth, consistent, comfortable room heat
- High-quality, American-made construction means low maintenance
- Works with typical hot water energy source: gas, electric, solar, etc.

OPEN LOOP Hydronic System

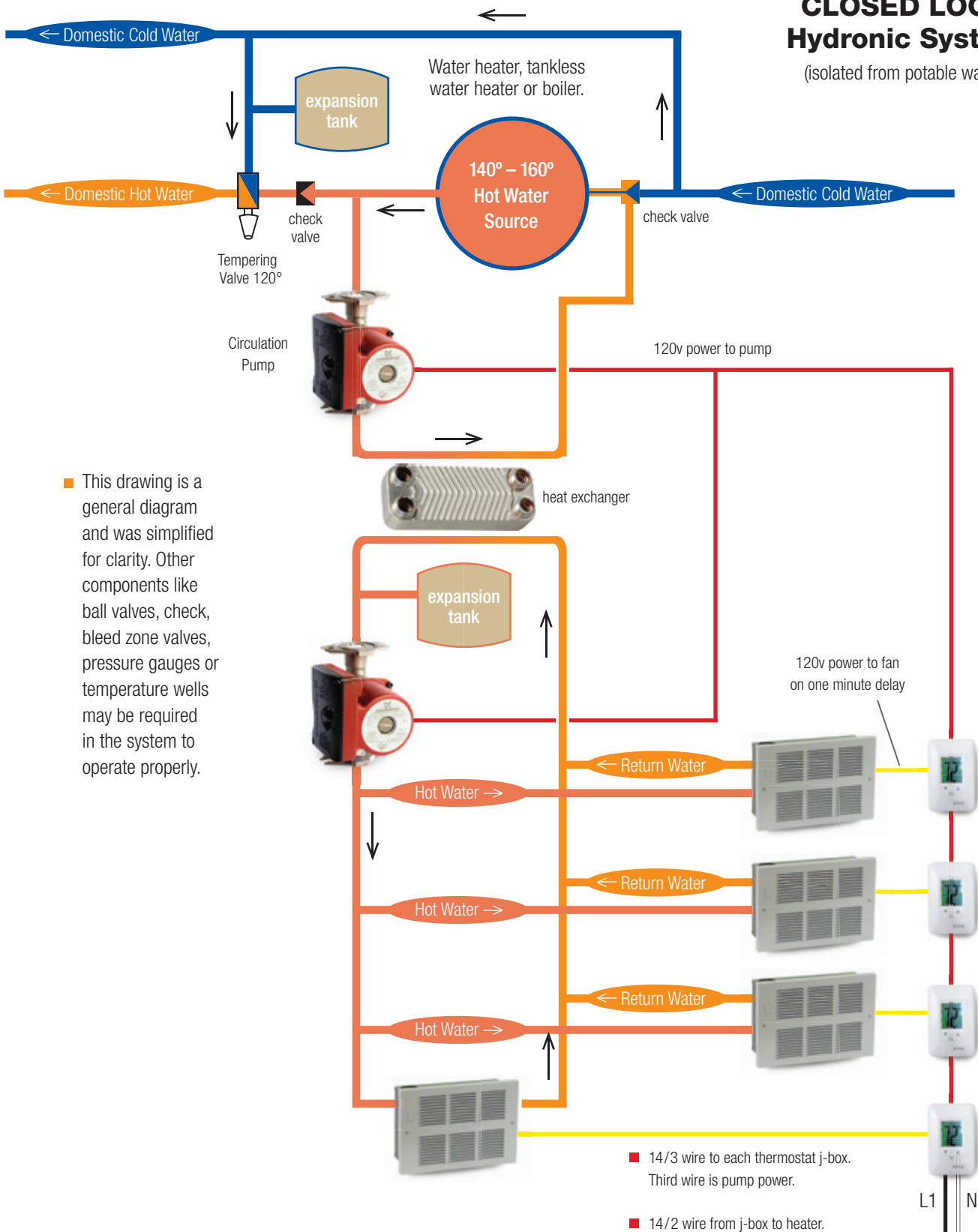


■ This drawing is a general diagram and was simplified for clarity. Other components like ball valves, check, bleed zone valves, pressure gauges or temperature wells may be required in the system to operate properly.

- 14/3 wire to each thermostat j-box. Third wire is pump power.
- 14/2 wire from j-box to heater.
- 15 amp maximum circuit size.

CLOSED LOOP Hydronic System

(isolated from potable water)



■ This drawing is a general diagram and was simplified for clarity. Other components like ball valves, check, bleed zone valves, pressure gauges or temperature wells may be required in the system to operate properly.

- 14/3 wire to each thermostat j-box. Third wire is pump power.
- 14/2 wire from j-box to heater.
- 15 amp maximum circuit size.

Hydronic. Comfort everywhere.



All King hydronic heaters are tested to UL 1995 standards. Approved for USA and Canada CSA /C22.2

Hydronic Small



1800 to 10,500 Btu

Model Number	Volts	Can Size	Grille Size
H412 – all versions	120	9½" h x 14 ¾" w x 4¾" d	10½" h x 15¾" w x 7⅞" d
H612 – all versions	120	11" h x 14 ¾" w x 4 ¾" d	12 ½" h x 15 ¾" x 7⅞" d

H

MODEL	FINS PER INCH	FT. OF WATER PRESSURE DROP @ 2 GPM	Btu@2GPM	120°F 48°C	140°F* 60°C	160°F* 71°C	180°F 82°C	200°F 93°C	AMPS	RPM	CFM
H412 2/3	4	.36	High Speed	1,800	2,500	3,600	3,500	4,100	.54	2000	80
	4	.36	Low Speed	1,200	1,400	1,700	2,000	2,300	.51	1750	50
H412 3/4	8	.36	High Speed	2,200	3,100	4,000	4,800	6,100	.54	2000	80
	8	.36	Low Speed	1,200	1,800	2,400	3,000	3,800	.51	1750	50
H612 4/5	4	.54	High Speed	3,600	4,700	5,800	7,100	8,500	.48	2550	120
	4	.54	Low Speed	3,200	4,000	5,000	6,100	7,300	.40	1850	105
H612 6/8	8	.54	High Speed	4,100	6,000	7,600	9,100	10,500	.48	2500	120
	8	.54	Low Speed	3,700	5,200	6,500	7,900	9,600	.40	1850	105

* most common water temperature range

Hydronic toe-space, under-cabinet



1700 to 9950 Btu

Model Number	Volts	Can Size	Grille Size
HT – all versions	120	3⅜" h x 18¼" w x 13½" d	3⅜" h x 20" w x ¾" d

HT

MODEL	FINS PER INCH	FT. OF WATER PRESSURE DROP @ 2 GPM	Btu@2GPM	120°F 48°C	140°F* 60°C	160°F* 71°C	180°F 82°C	200°F 93°C	AMPS	RPM	CFM
HT412 2/3	8	.36	High Speed	1,700	2,500	3,400	4,600	5,200	.54	2000	83
	8	.36	Low Speed	1,600	2,400	3,200	4,000	5,000	.51	1800	76
HT612 4/5	8	.54	High Speed	2,800	4,000	5,100	6,900	8,200	.54	2000	83
	8	.54	Low Speed	2,400	3,250	4,350	6,000	6,500	.51	1800	76
HT612 5/6	8	.72	High Speed	3,600	5,000	6,600	7,500	9,950	.54	2000	83
	8	.72	Low Speed	3,200	4,300	5,400	7,000	8,400	.51	1800	76

* most common water temperature range



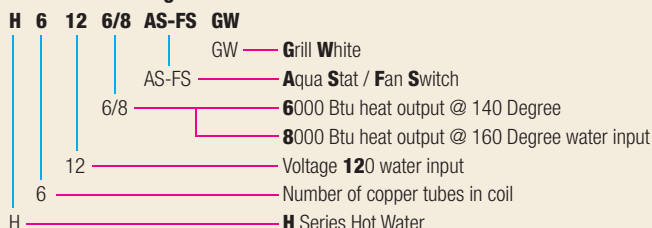
Aqua stat: turns on fan when radiant plates reach 115°F. To specify **aqua stat** add **AS** to model number.

Fan switch: optional two-speed fan switch with center off. To specify **fan switch** add **FS** to model number.

Grille colors: available in **white, black** or **almond**. To specify, add **GW** for white, **GB** for black, or **GA** for almond.

Coils are made of copper alloy 122 manufactured to ASTM B-75 specifications. Brazing alloy is AWS-BCUP2 for use with potable water systems. Electrical circuit size: 15 amp maximum.

Model Number Legend



Hydronic Medium and Hydronic Medium with ECM



4960 to 18,700 Btu

Model Number	Volts	Can Size	Grille Size
HM & HME 812 & 1012 – all versions	120	21¾" h x 14 ¼" w x 4¾" d	23¼" h x 15½" w x ¾" d

HM

Unit Bearing Motor	FT. OF WATER PRESSURE DROP @ 2 GPM	120°F 48°C	140°F* 60°C	160°F* 71°C	180°F 82°C	Motor Hi/Lo CFM	Decibels at 3-ft distance	Hi/Lo: Amps Hi/Lo: Watts
HM812 6/9	.72	4800 Btu 3300 Btu	6250 Btu 4900 Btu	9500 Btu 7100 Btu	13700 Btu 11000 Btu	3 watt output 250 /150CFM	Hi 55 dbA Lo 52 dbA	.30/.29 Amps 36/34.8 Watts
HM812 8/11	.72	6000 Btu 4800 Btu	8550 Btu 7100 Btu	11200 Btu 8000 Btu	14800 Btu 11000 Btu	5 watt output 375/220 CFM	Hi 62 dbA Lo 58 dbA	.42/.38 Amps 50.4/45.6 Watts
HM1012 10/13	.90	7500 Btu 5500 Btu	10000 Btu 7900 Btu	13500 Btu 9750 Btu	16600 Btu 12000 Btu	3 watt output 250 /150CFM	Hi 55 dbA Lo 52 dbA	.30/.29 Amps 36/34.8 Watts
HM1012-11/15	.90	8812 Btu 6600 btu	11700 Btu 8800 btu	15500 Btu 11600 btu	18700 Btu 14000 btu	5 watt output 375/220 CFM	Hi 62 dbA Lo 58 dbA	.42/.38 Amps 50.4/45.6 Watts

ECM Motor	FT. OF WATER PRESSURE DROP @ 2 GPM	120°F 48°C	140°F* 60°C	160°F* 71°C	180°F 82°C	Progressive CFM	Run/Start	Energy saver
HME 812-8/11	.72	6000 Btu 4800 Btu	8550 Btu 7100 Btu	11200 Btu 8000 Btu	14800 Btu 11000 Btu	150 to 375 High 150 to 250 Low	Hi 57/54 dbA Lo 54/51 dbA	.06 / .04 Amps 7.2 / 4.8 Watts
HME1012-11/15	.90	8812 Btu 6600 btu	11700 Btu 8800 Btu	15500 Btu 11600 btu	18700 Btu 14000 btu	150 to 375 High 150 to 250 Low	Hi 63/60 dbA Lo 54/51 dbA	.09 / .06 Amps 10.8 / 7.2 Watts

* most common water temperature range

HME

Hydronic Large and Hydronic Large with ECM.



6700 to 27,250 Btu

Model Number	Volts	Can Size	Grille Size
HL & HLE 1012 & 1412 – all versions	120	24¾" h x 14 ¼" w x 4¾" d	26¼" h x 15½" w x ¾" d

HL

Unit Bearing Motor	FT. OF WATER PRESSURE DROP @ 2 GPM	120°F 48°C	140°F* 60°C	160°F* 71°C	180°F 82°C	Motor Hi/Lo CFM	Decibels at 3-ft distance	Hi/Lo: Amps Hi/Lo: Watts
HL1012 8/11	.90	6000 Btu 4700 Btu	8550 Btu 6200 Btu	11100 Btu 8000 Btu	14800 Btu 11000 Btu	3 watt output 250 /150CFM	Hi 57/55 dbA Lo 54/52 dbA	.30/.29 Amps 36/34.8 Watts
HL1012 10/13	.90	7500 Btu 5500 Btu	10000 Btu 8000 Btu	13500 Btu 9750 Btu	16600 Btu 12000 Btu	3 watt output 250 /150CFM	Hi 57/55 dbA Lo 54/52 dbA	.30/.29 Amps 36/34.8 Watts
HL1012-11/15	.90	8812 Btu 6600 btu	11700 Btu 8800 btu	15500 Btu 11600 btu	18700 Btu 14000 btu	5 watt output 375/220 CFM	Hi 64/62 dbA Lo 60/58 dbA	.42/.38 Amps 50.4/45.6 Watts
HL1412-15/20	1.2	10600 Btu 7400 btu	15500 Btu 11600 btu	20000 Btu 15000 Btu	26000 Btu 19500 Btu	5 watt output 375/220 CFM	Hi 64/62 dbA Lo 60/58 dbA	.42/.38 Amps 50.4/45.6 Watts
HL1412-20/25	1.2	17000 Btu 13000 Btu	20000 Btu 16800 Btu	24050 Btu 19100 Btu	27250 Btu 22500 Btu	9 watt output 375/220 CFM	Hi 64/62 dbA Lo 60/58 dbA	.42/.38 Amps 50.4/45.6 Watts

ECM Motor	FT. OF WATER PRESSURE DROP @ 2 GPM	120°F 48°C	140°F* 60°C	160°F* 71°C	180°F 82°C	Progressive CFM	Energy saver	
HLE 1012-11/15	.90	8812 Btu 6600 btu	11700 Btu 8800 btu	15500 Btu 11600 btu	18700 Btu 14000 btu	150 to 375 High 150 to 250 Low	Hi 57/55 dbA Lo 54/52 dbA	.06 / .04 Amps 7.2 / 4.8 Watts
HLE 1412-15/20	1.2	10600 Btu 8812 Btu	15500 Btu 11700 Btu	20000 Btu 15500 Btu	26000 Btu 18700 Btu	150 to 375 High 150 to 250 Low	Hi 63/61 dbA Lo 54/52 dbA	.09 / .06 Amps 10.8 / 7.2 W

* most common water temperature range

HLE

Hydronic. Comfort everywhere.




All King hydronic heaters are tested to UL 1995 standards.
Approved for USA and Canada. CSA /C22.2

King: Made to last.

At King, we take great pride in standing behind our products, inside and out. We go beyond certification requirements, and execute a build quality we can be personally proud of. When you purchase King, you're buying peace-of-mind, knowing you're dealing with a strong U.S.A. manufacturer serving the trades and consumers for over fifty years.



The optional **aqua stat** component makes sure the water temperature is over 115° before the fan is turned on.



All models include a pre-wired, clear, easy-to-read terminal board with wiring diagram.




The optional fan speed switch allows fan speeds of high, low and a center "off" position.

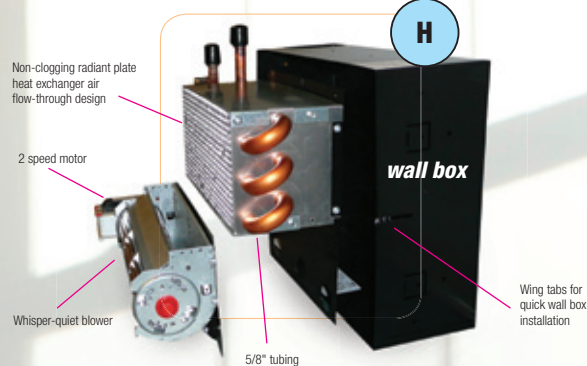
- HM
- HME
- HL
- HLE



HT



H



The **H** and **HT** series use a silent-running squirrel-cage fan. The **HM** and **HL** use a four-pole unit-bearing motor. The **HME** and **HLE** use a DC computer-controlled two-pole motor. All of King's hydronic heaters carry a five year warranty.

Why King?

Since 1958 King Manufacturing Company has been a leader in the heating industry, with several patents to our credit. In this age of conglomeration, big business, and a global economy, King is still proudly family-owned and continuously based out of Seattle, Washington. Our products are made right here in the good ol' U.S.A.

In our 50 years we have seen exciting changes in the comfort and convenience of heating homes and businesses. Technology has improved to create exciting new possibilities in established heating systems. King continues to emphasize research and development, product quality, and genuine pride to ensure that our customers enjoy the best heating options possible at any given time.

Residential or commercial electric heat: at King we anticipate your needs and provide you with the best!



Designed and manufactured in the United States.