

# U-SHAPED

WINDOW AIR CONDITIONER




The **MRCOOL U-Shaped Window Unit Air Conditioner** is the latest innovation in window unit technology.

What truly separates this U-Shaped Window Unit from traditional units is the ability to retain the functionality of the window after installation.



# FEATURES

- The equipped powerful 3-speed motor can create an airflow that can be felt 20 feet away.
- Advanced Inverter Technology that has been shown to create up to 35% in energy savings, as compared to a traditional A/C unit.\*
- Energy Star Certified
- As an added safety feature, the power cord features a current detection device designed to sense damage to the cord and reduce the risk of fire and/or electric shock.
- Reusable and washable mesh filter
- Quiet Operation



*\*Compared to Federal Minimum Requirement*





# OPERATIONAL FEATURES MODES/REMOTE CONTROL

- Four main modes of operation; Auto, Cool, Dry (Dehumidifier), & Fan-Only
- Eco button allows the air conditioner to function, but economically to conserve energy.
- Innovative Sleep function offers additional savings by adjusting the temperature to conserve energy while you sleep.
- Equipped with movable louvers that allow the user to easily adjust the direction of airflow.
- Unit can be controlled via the included remote control.
- Smart Control capable via a Wi-Fi connection, and is compatible with Google Assistant and Amazon Alexa.

ADJUST LOUVERS FOR LEFT/RIGHT AIR DIRECTION

USE SWING BUTTON FOR UP/DOWN DIRECTION



## SMART CONTROL



# OPERATING TEMPERATURE RANGE/SPECS/NOISE LEVELS

- Cooling Capacity: 8,000-12,000 BTU (depending on model)
- This unit operates at a decibel level of 42 dB(A)
- Refrigerant type used: R32

## COOLING OPERATION

OUTDOOR TEMP	65°F-109°F (18°C - 43°C)
INDOOR TEMP	60°F-90°F (16°C - 32°C)





# 3-STEP INSTALLATION

Installation can be done in **3 simple steps**:

1. Install the (included) quick-snap bracket
2. Set the unit on the bracket
3. Secure the sidearms



PHILLIPS  
SCREWDRIVER



FLATHEAD  
SCREWDRIVER



LEVEL



TAPE MEASURE



PENCIL



SCISSORS  
OR KNIFE



DRILL AND  
1/8" DRILL BIT

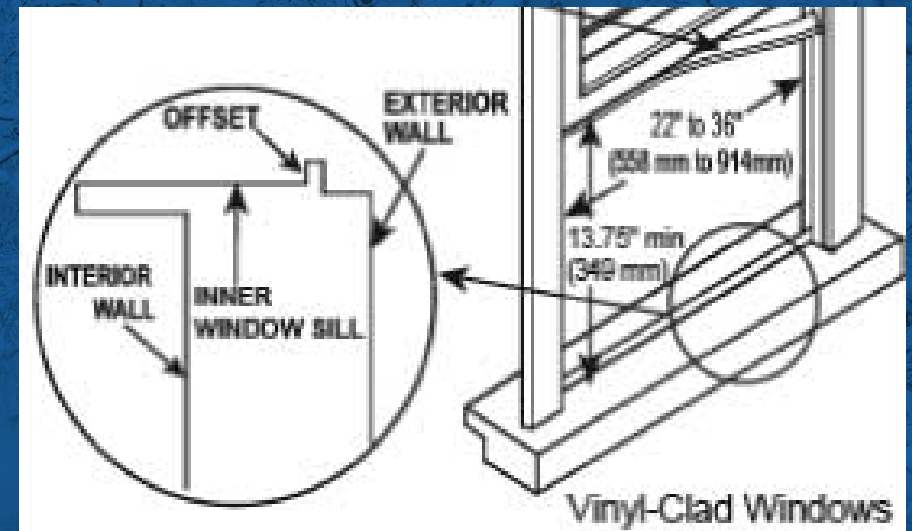
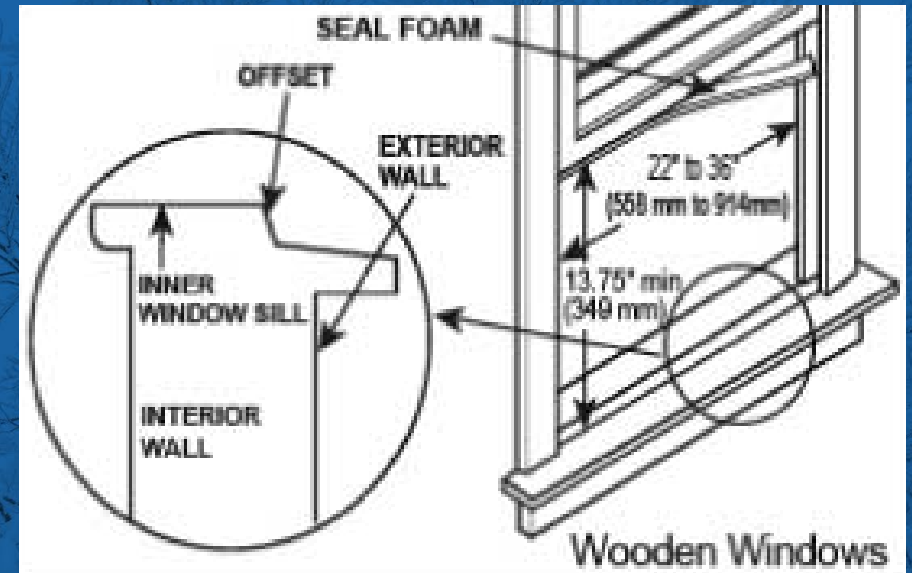


PROPER  
PPE

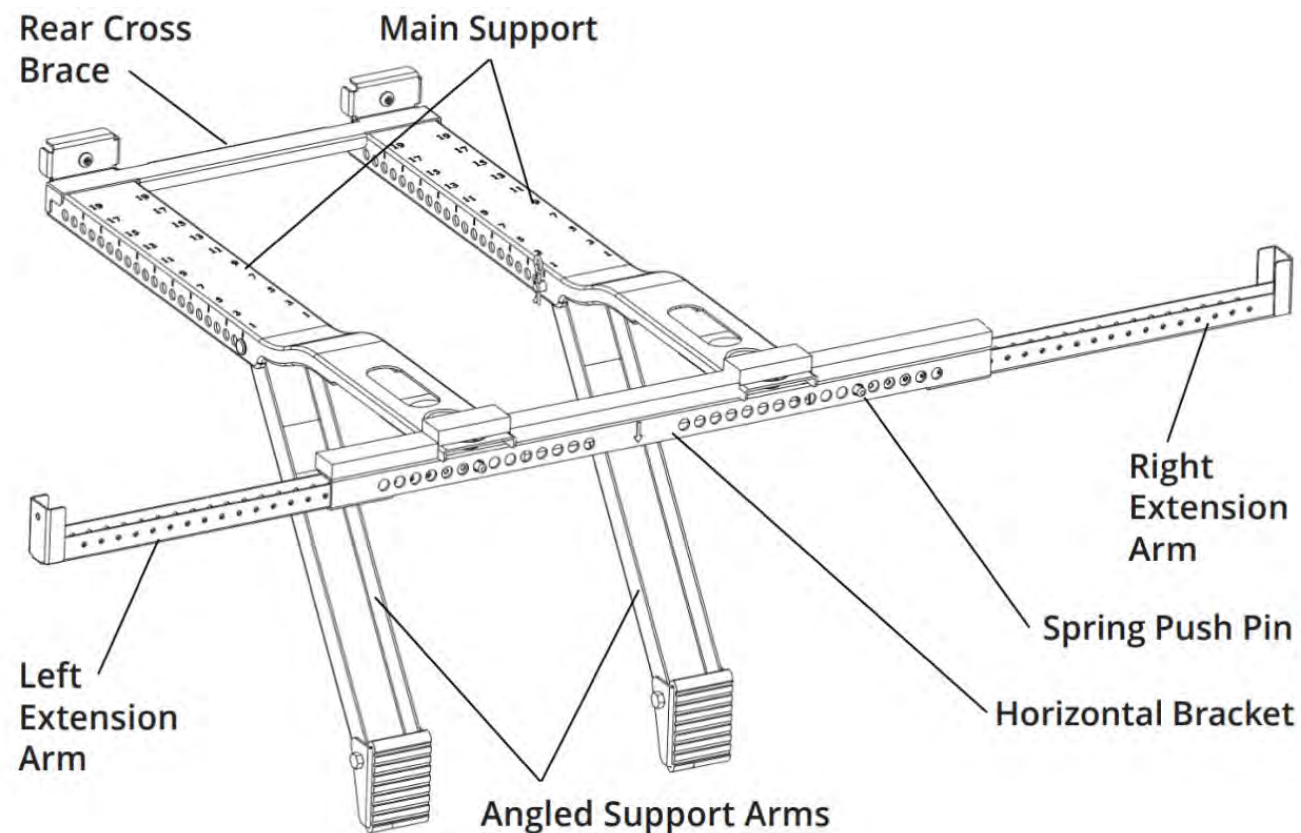


# WINDOW REQUIREMENTS

This air conditioner is designed to be installed in double-hung windows with opening widths of 22-36 " and an opening height of 13.5 inches.



# MOUNTING BRACKET



The unit is secured into place with an easy-to-assemble bracket. Both durable and adjustable, it can be tailored to suit a variety of installations.






This unit features an Anti-Tip Bracket as an added safety feature. Two brackets extend from each side of the U-Shaped groove of the unit and into the vertical part of the window channel to ensure a safe installation.

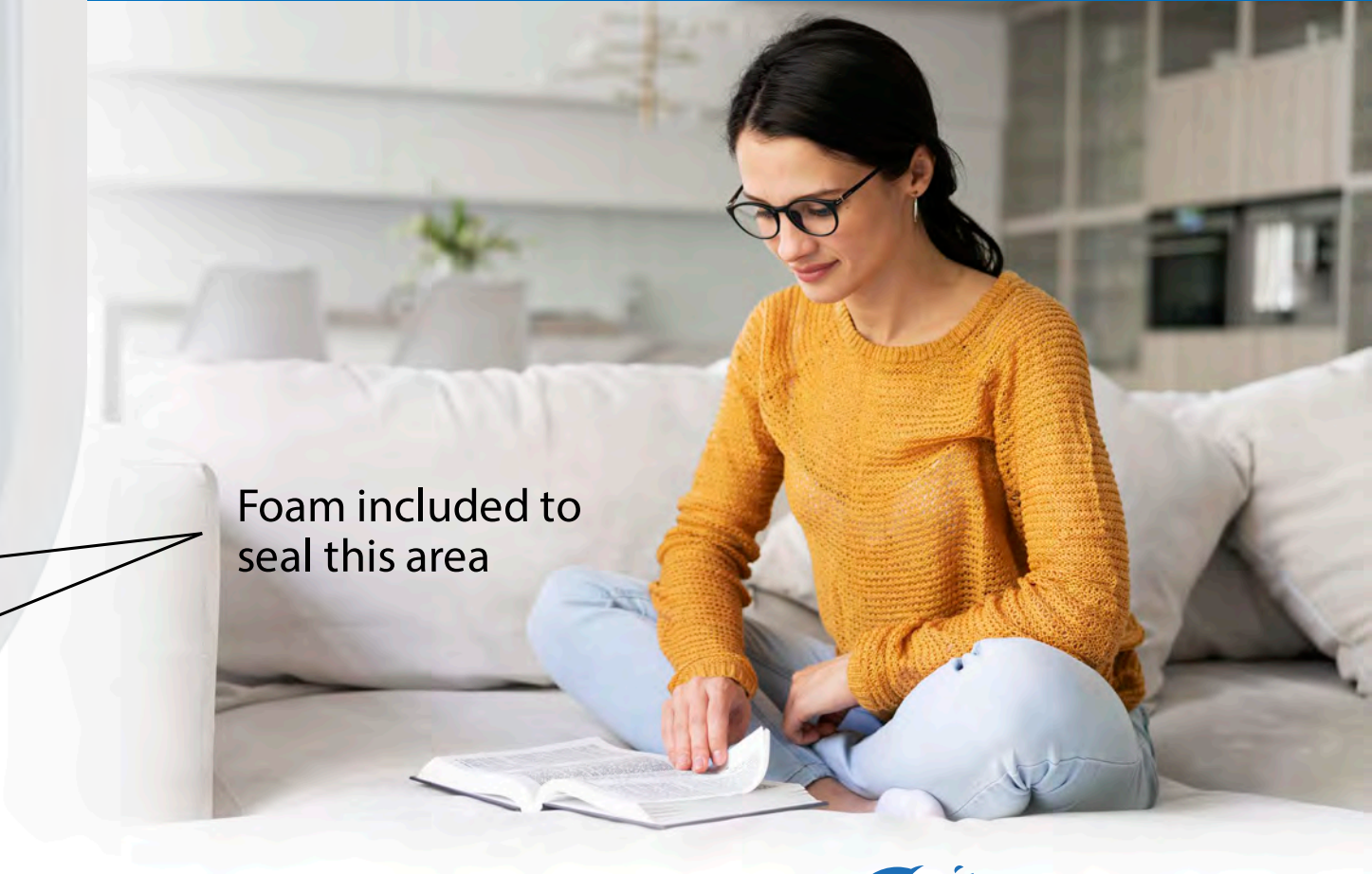


# SEALING FOAM

This unit also includes easy-to-install sealing foam to fill any gaps and places of potential air leaks.




Foam included to seal this area



Foam included to seal this area

# SECURITY FEATURES

This unit also uses Integrated Window Locks in order to prevent window being forced open from outside. For additional security, an optional sash lock is also available







THANK YOU!