

PEARL MANTELS®

is proud to introduce our "INSPIRATION"
series of Non-combustible mantels

Made in the USA



New River Fieldstone

"There's nothing as warm and welcoming as a crackling fire in an open fireplace. The dancing flames can lift your spirits and melt away the most stressful day in a matter of minutes. But to truly be part of the home, a fireplace must warm our hearts even when there is no fire in the grate."

What makes these mantels so special? They are (ASTM E136) non-combustible replicas of actual pieces of wood and stone formed or naturally patinaed by Mother Nature's magical beauty. Our subjects were found in rock quarries, barns and forests. Each model is completely unique to Pearl Mantels and will not be found or seen anywhere else in the market.

Our wood replicas are available in both 5 and 6 foot lengths and have been meticulously hand painted in 3 unique, well-matured earthy finishes.

FIELDSTONE — a warm and cozy nutmeg finish.

*Shown on
Cumberland*




*Shown on
New River*



RIVER ROCK — aptly named as the finish emulates the rocks of a babbling brook.

*Shown on
Cumberland*



*Shown on
New River*



TOASTED RYE — a deep and rich umber finish.

*Shown on
Cumberland*



*Shown on
New River*



Visit our website for more photos and information on our products and fine furniture quality finishes—www.pearlmantels.com
Actual finish colors and distressing may vary from photos. © 1995-2023 Pearl Mantels Corporation®

THE CUMBERLAND LIVE EDGED NON-COMBUSTIBLE MANTEL SHELF



60" Cumberland Fieldstone Model # NCC-60FS



72" Cumberland Fieldstone Model # NCC-72FS



60" Cumberland River Rock Model # NCC-60RR



72" Cumberland River Rock Model # NCC-72RR



60" Cumberland Toasted Rye Model # NCC-60TR



72" Cumberland Toasted Rye Model # NCC-72TR

For use indoors or out, this live edged ASTM E136 non-combustible mantel shelf was replicated from a Pine wood beam found nestled in the woods near some old barns. Although its origin is unknown, its character is very much alive with its history. Saw marks, checking (i.e. splits and cracks), bark remnants, insect life, weathering and natural beauty are all meticulously captured and preserved by a patented molding material and then lovingly hand painted and finished. Made in the USA, this shelf has an 8 inch depth allowing for ample room on top for personal affects. Due to the natural imperfections captured from the reclaimed wood, the top of the mantel shelf will have natural offsets and depressions, versus a flush top, and the dimensions will vary slightly, i.e. shelf height and depth will be marginally different across the entire mantel.

60"L x 6"H x 8"D 110lbs. and 72"L x 6"H x 8"D 120lbs.

Heat clearances must be adhered to. Before installing, check your local building codes and manufacturer's instructions for your specific fireplace insert or stove.


THE NEW RIVER WEATHERED BEAM NON-COMBUSTIBLE MANTEL SHELF



60" New River Fieldstone Model # NCNR-60FS



72" New River Fieldstone Model # NCNR-72FS



60" New River River Rock Model # NCNR-60RR



72" New River River Rock Model # NCNR-72RR



60" New River Toasted Rye Model # NCNR-60TR



72" New River Toasted Rye Model # NCNR-72TR

For use indoors or out, this ASTM E136 non-combustible mantel shelf was fashioned from a White Oak barnwood beam. Reclaimed from the barn it once supported, this statement piece is rich with history and character. Made in the USA, the beautiful nuances of its past coupled with Mother Nature's hand have been cast and preserved by a patented molding material. Each piece is then meticulously handpainted and finished just waiting to welcome you home. Due to the natural imperfections captured in the reclaimed wood, the shelf will not have uniform dimensions, i.e. shelf height and depth will be marginally different across the entire mantel.

60"L x 6"H x 6"D 70lbs. and 72"L x 6"H x 6"D 75lbs.

Heat clearances must be adhered to. Before installing, check your local building codes and manufacturer's instructions for your specific fireplace insert or stove.

*Visit our website for more photos and information on our products and fine furniture quality finishes—www.pearlmantels.com
Actual finish colors and distressing may vary from photos. © 1995-2023 Pearl Mantels Corporation®*

THE NATURAL CUT STONE REPLICA SHELF

Our Natural Cut Stone replicas are available in both 5 and 6 foot lengths and in 2 finishes. Each piece has been artfully hand painted to highlight the amazing nuances of natural stone, while also capturing the subtle twinkles of quartz. Did you know that the Feng Shui properties of this stone represent health, overall wellness and balance? Gather around your indoor or outdoor fireplace and feel the Zen.



DUSK - subtle hues of an evening sky


MIST - reminiscent of early morning dew



60" Cut Stone Dusk Model # NCCS-60D



72" Cut Stone Dusk Model # NCCS-72D



60" Cut Stone Mist Model # NCCS-60M



72" Cut Stone Mist Model # NCCS-72M

For use indoors or out, this ASTM E136 non-combustible mantel shelf was cast from a patented molding material using a found piece of Limestone capturing, to perfection, the nuances and subtle details of this age old stone. The chiseled front edge springs to life through the artistry of a meticulously hand painted finish. Made in the USA, this shelf has a 9 inch depth allowing for ample room on top for personal affects. Due to the natural imperfections captured from the Limestone, the top of the mantel shelf will have natural offsets and depressions and the dimensions will vary slightly, i.e. shelf height and depth will be marginally different across the entire mantel.

60" L x 5" H x 9" D 100lbs. and 72" L x 5" H x 9" D 115lbs.

Heat clearances must be adhered to. Before installing, check your local building codes and manufacturer's instructions for your specific fireplace insert or stove.

*Visit our website for more photos and information on our products and fine furniture quality finishes—www.pearlmantels.com
Actual finish colors and distressing may vary from photos. © 1995-2023 Pearl Mantels Corporation®*

WALL BOARDS

Made and cast in the USA from a patented non-combustible molding material. The captured detail of each board the molds were fashioned from is truly amazing: so realistic, only a touch gives it away. Use these wall board sets around your firebox as your non-combustible material i.e., in lieu of brick, stone, marble... A very warm, cozy and fashionable upgrade!

Or, think “outside of the firebox,” and use them wherever your imagination takes you.



Shown with Tranquility Wall Board

Each Wall Board kit contains 6 boards equal to 11.875 square feet:

Qty. 2 of 4" x 47.5" x .75"

Qty. 2 of 6" x 47.5" x .75"

Qty. 2 of 8" x 47.5" x .75"

There are 3 color schemes from which to choose. Within each scheme, the colors and textures are varied, yet marry together to provide the perfect blend of tones and balance.

Mix and match, or go with one color series. Boards may be cut with a tile saw, angle grinder, or other common masonry cutting tools. Install using a high heat safe construction adhesive or other commonly used masonry adhesives. There are no rules for design, create your own masterpiece!



Wall Board Kit Model# WB-ROASTED HONEY



Wall Board Kit Model# WB-TRANQUILITY



Wall Board Kit Model# WB-WOODLAND



www.pearlmantels.com Check our website for future introductions.

Visit our website for more photos and information on our products and fine furniture quality finishes—www.pearlmantels.com
Actual finish colors and distressing may vary from photos. © 1995-2023 Pearl Mantels Corporation®