

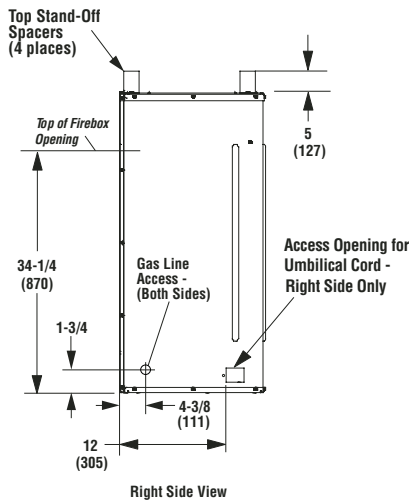
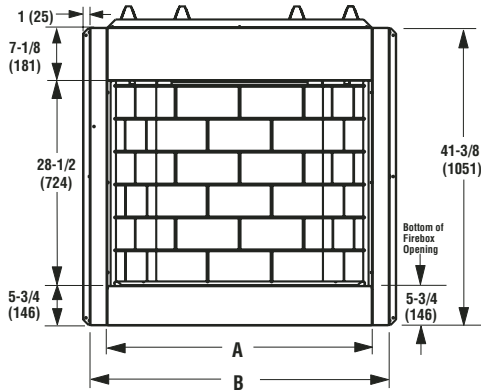
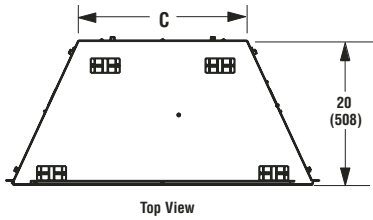


The VRE3200 Outdoor Gas Fireplace brings together rugged stainless steel components and easy installation for reliable outdoor use. These fireplaces are right at home with outdoor kitchens and furnishings and will provide years of carefree enjoyment. With its vent-free design, there is also no need for a chimney to obstruct your outdoor view. Detailed ceramic fiber logs combined with dancing yellow flames provide warmth and comfort for any outdoor living space.

FEATURES

- 🔥 Available in 36" and 42" radiant smooth faced models
- 🔥 Battery operated electronic ignition and wireless remote control
- 🔥 Tall random, dancing yellow flames for a realistic appearance
- 🔥 Detailed charred oak style ceramic fiber log set imitates the look of natural wood
- 🔥 Heavy duty stainless steel log grate and burner with concealed gas control valve
- 🔥 Durable 304-stainless steel on front face, and all surfaces exposed to weather
- 🔥 Robust stainless steel fire screens maintain their beauty over time
- 🔥 Realistic refractory liner available in stacked or herringbone pattern
- 🔥 Optional outdoor weather cover protects the firebox interior from adverse weather
- 🔥 Optional brushed stainless hood available for reduced mantel clearances
- 🔥 Optional drain pan available
- 🔥 20 year limited warranty

APPLIANCE SPECIFICATIONS



INTERIOR PANEL OPTIONS (REQUIRED)



Stacked



Herringbone

EXTERIOR OPTIONAL WEATHER COVER



Stainless Steel Weather Cover

REMOTE CONTROL (INCLUDED)



On/Off, Hi/Low
Remote Control

FRAMING SPECIFICATIONS

	VRE3236	VRE3242
WIDTH	42-3/4"	48-3/4"
HEIGHT	46-1/2"	46-1/2"
DEPTH	20-1/2"	20-1/2"

FIREPLACE BTU OPERATING RANGE

MODEL	FUEL	BTU/HR
VRE3236	NG	30,000-45,000
VRE3236	LP	32,000-41,000
VRE3242	NG	30,000-45,000
VRE3242	LP	32,000-41,000

On the Cover: VRE3236 shown with Herringbone Refractory Liner and Optional Brushed Stainless Steel Hood

	VRE3236	VRE3242
A	37"	43"
B	41-3/4"	47-3/4"
C	23-1/2"	29-1/2"

IMPORTANT NOTES:

As with any fireplace, this appliance is extremely hot during operation. Read and understand all operating instructions before using this appliance. For further information, consult your dealer.

Local conditions, such as elevation and choice of fuel will affect overall appearance of the fire and heating performance. Performance can also vary with home design and insulation, ceiling height, accessories chosen and appliance location.

Diagrams, illustrations and photographs are not to scale — consult installation instructions. Product designs, materials, dimensions, specifications, colors and prices are subject to change or discontinuance without notice.

