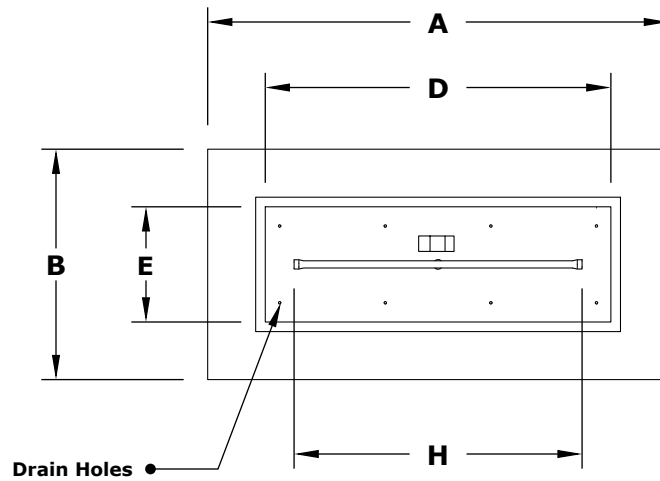
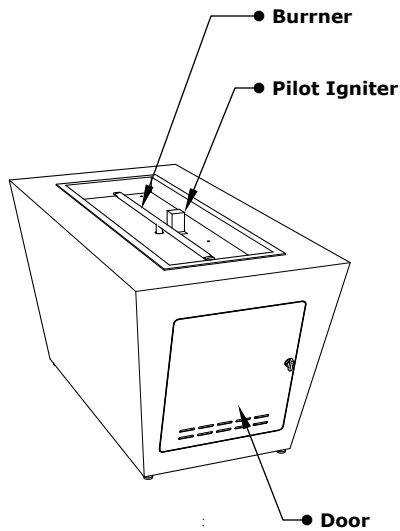
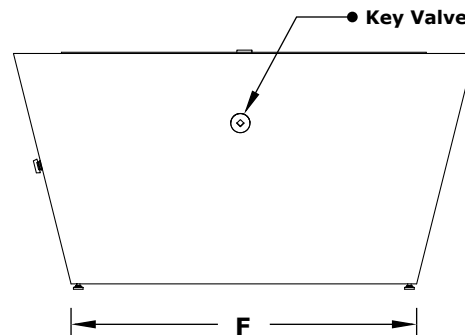
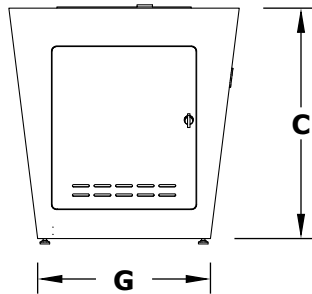


MESA FIRE TABLE



ISOMETRIC VIEW

TOP VIEW



RIGHT SIDE VIEW

FRONT SIDE VIEW

Hammered Copper	Corten Steel	Stainless Steel	Powder Coat	A	B	C	D	E	F	G	H	BTU
OPT-CPRTT4824	OPT-CSTT4824	OPT-SSTT4824	OPT-PCTT4824	48"	24"	24"	36"	12"	36"	18"	30"	65,000
OPT-CPRTT6024	OPT-CSTT6024	OPT-SSTT6024	OPT-PCTT6024	60"	24"	24"	48"	12"	48"	18"	42"	65,000
OPT-CPRTT7224	OPT-CSTT7224	OPT-SSTT7224	OPT-PCTT7224	72"	24"	24"	60"	12"	60"	18"	54"	65,000
OPT-CPRTT4824	OPT-CSTT4824	OPT-SSTT4824	OPT-PCTT4824	84"	24"	24"	72"	12"	72"	18"	66"	65,000

Fire Pit Material: Various Metals
Pan Material: 304 Stainless Steel
Burner Material: 304 Stainless Steel

Standard 1" Flange on all pans
Standard 2" Depth on all pans

110V ELECTRONIC IGNITION

ANSI Z21.97-(2017) / CSA 2.41-(2017)



Match Lit Unit Includes: Pan, Burner, Gas Orifice, Gas Hoses, Key Valve, Key,
110v Ignition Unit Includes: Pan, Burner, Gas Orifice, Gas Hoses, Key Valve, Key, Plug & Play Electronic Valve, Pilot Igniter.