


Woodland Oak (WO) & Post Oak (PO) Log Placement Instructions (18" & 20" models)

(W,P)O-(18,20) PARTS LIST




WO-18 model shown

RH PETERSON co.




CAUTION: Burn hazard! Logs will remain hot for some time after use.

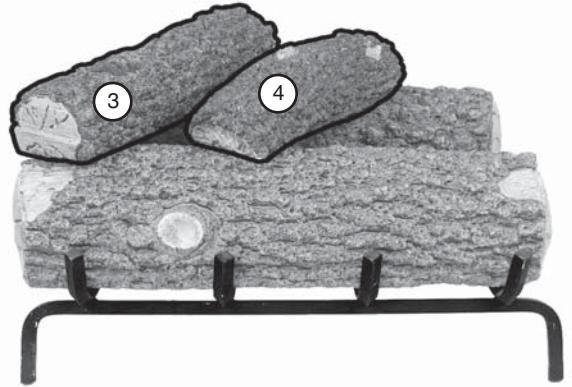
I



II

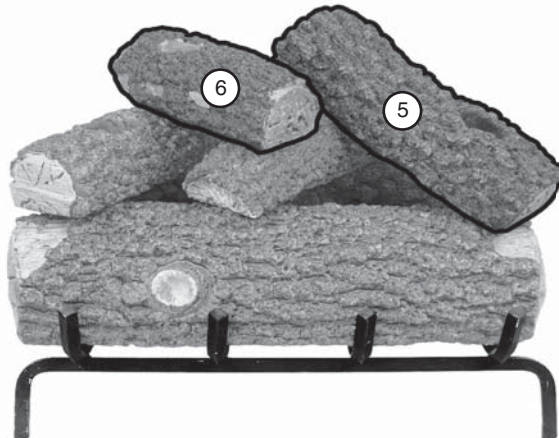


III




IV

Final Log Placement



Woodland Oak (WO) & Post Oak (PO) Log Placement Instructions (24" models)


(W,P)O-24 PARTS LIST



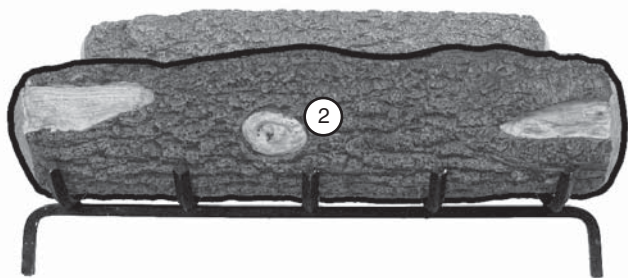
WO model shown

CAUTION: Burn hazard! Logs will remain hot for some time after use.

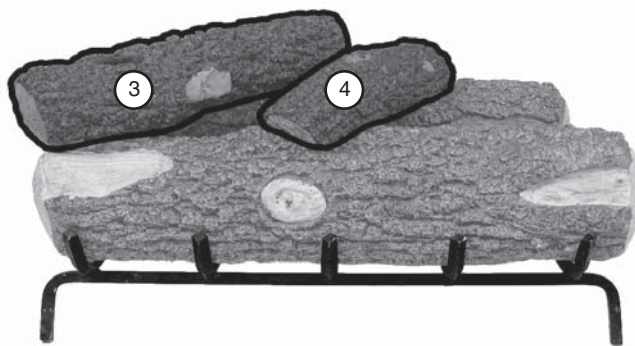
I



II

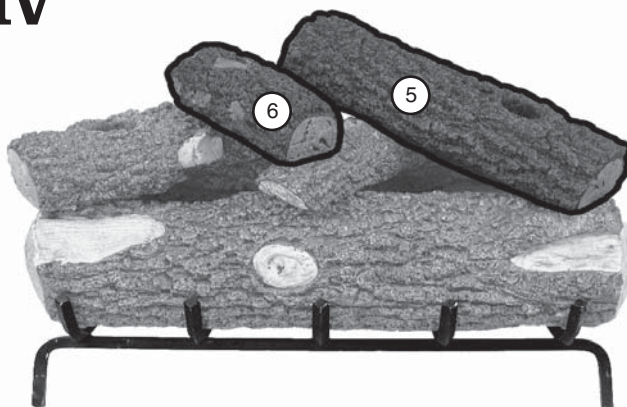


III




IV

Final Log Placement



Woodland Oak (WO) & Post Oak (PO) Log Placement Instructions (30" models)


(W,P)O-30 PARTS LIST




WO model shown

CAUTION: Burn hazard! Logs will remain hot for some time after use.

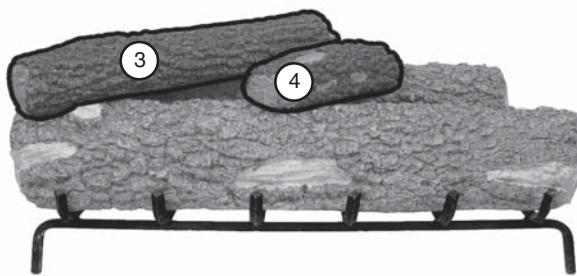
I



II

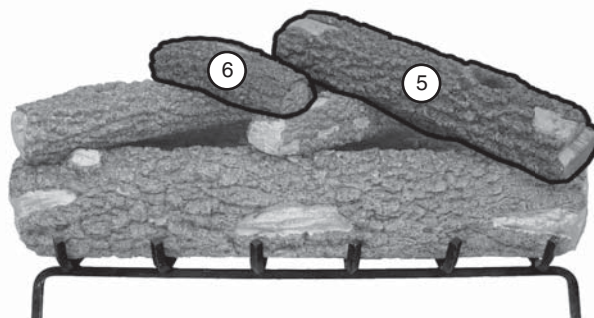


III




IV

Final Log Placement




LOG SET IMPORTANT INFORMATION



This instruction contains suggested log placement for your Real-Fyre log set. The suggested log placement will allow for superior flame pattern, appearance, and adequate ventilation. **Adequate ventilation is absolutely necessary!** Provided significant, noticeable sooting does not occur, some flexibility is possible in log placement to suit your individual preference (see Important below). If you experience a continued accumulation of carbon (soot) on your logs, move the effected log(s) so as to minimize the flame contact on the effected log(s). Please read these instructions completely and carefully.

Important: **Adequate ventilation is absolutely necessary.** Although there is some flexibility with the log placement, **adequate spacing between the logs is NECESSARY and MUST be maintained.** Some carbon build up (sooting) may occur where the flames strike the logs. If the carbon build up (sooting) continues, rearrange the top logs to allow more opening(s) for the flame(s) before sooting becomes worse. **If any sooting occurs outside of the firebox (i.e. on the walls), turn off the unit immediately and contact a qualified professional service technician.**



WARNING: Use **ONLY** burners and other parts specifically approved for use with this Real-Fyre gas log set. **Failure to do so may result in property damage or personal injury, and will void listings, certifications, and negate claims made to RHP.** Contact your local Real-Fyre dealer if you need more information.

CAUTION: **Burn hazard! Logs will remain hot for some time after use.** If you need to reposition any log to maintain the proper layout, use heat resistant gloves or allow logs adequate time to cool before handling.

For warranty information refer to the warranty that came with your vented burner system. **This product is only warranted when used as part of a Robert H. Peterson Co. vented burner system.**